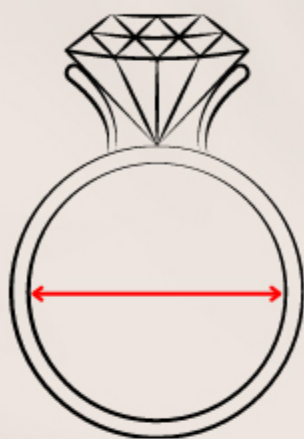


RING SIZING GUIDE

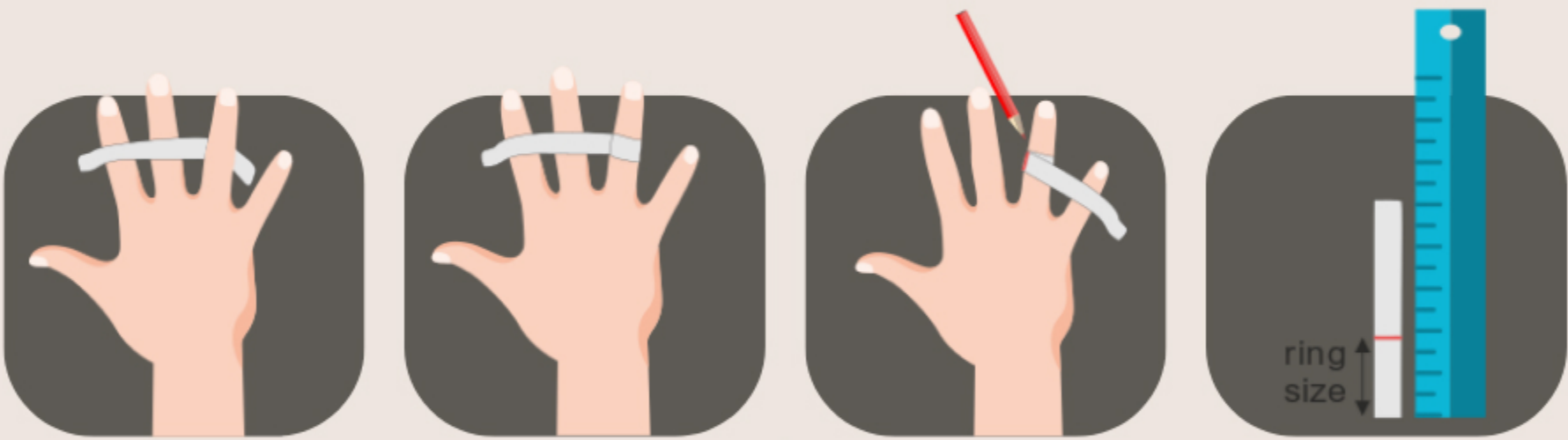
OPTION 1:- MEASURING AN EXISTING RING

- 1. Select an **existing ring** that fits the desired finger.
- 2. Measure the **internal diameter** of the ring (in mm)
- 3. Use the **below chart** to determine your ring size.



OPTION 2:- MEASURE YOUR FINGER

- 1. **Wrap a strip of paper** around your finger where you'd like your ring to be.
- 2. Make sure that the paper is **pulled snug to your finger**, the tighter the better, to find your best fit.
- 3. **Mark the spot** where the paper meets and measure the distance with a ruler (mm).
- 4. Use the **below chart** to determine your ring size.



SIZE	CIRCUMFERENCE (MM)	INTERNAL DIAMETER (MM)
9	49	15.6
10	50	15.9
11	50.9	16.2
12	51.8	16.5
13	52.8	16.8
14	54.0	17.2
15	55	17.5

BRACELET SIZING GUIDE

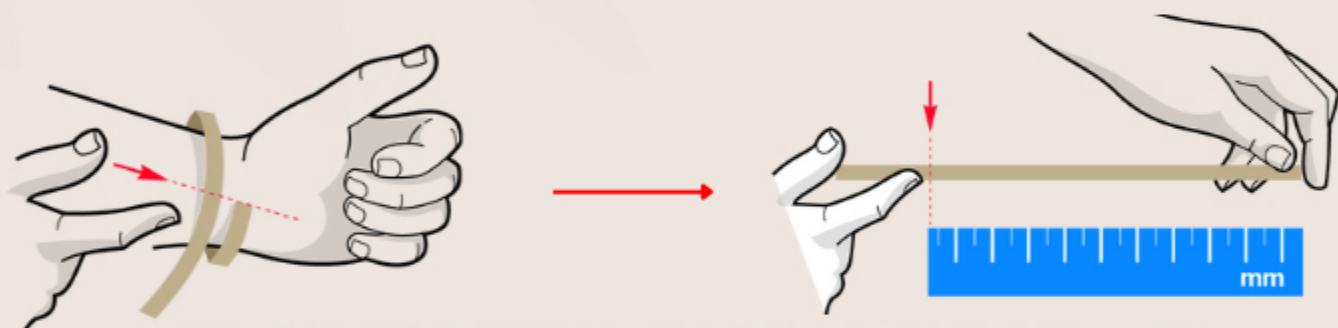
OPTION 1:- MEASURING YOUR WRIST WITH MEASURING TAPE

- 1. **Measure your wrist** with a flexible tape measuring tape or a ribbon just below the wrist bone, where you would normally wear the bracelet.
- 2. If you use a plain ribbon, **mark the meeting point** where it overlaps to form a full circle with a pen or pencil then use it to measure the length. that would be your wrist size.
- 3. To find your bracelet size, **just add your wrist size with the appropriate FITTING STYLE measurements below.**

EG. IF YOUR WRIST MEASURE IS 5.5" AND YOU WANT A SNUG FIT JUST ADD 1/2" AND YOUR BRACELET SIZE WOULD BE A SIZE 6



MEASURING YOUR WRIST WITH TAPE



MEASURING YOUR WRSIT WITH RIBBON

OPTION 2:- MEASURING YOUR WRIST WITH WRIST SIZER TAPE

To check the size of your wrist, print the bracelet size guide and follow instructions to find our what size is best for you.

BRACELET SIZING GUIDE		
WRIST SIZE	BRACELET SIZE (INCHES)	BRACELET SIZE (CENTI)
6"	6.5	16.5
6.5"	7	17.75
7"	7.5	19
7.5"	8	20.3
8"	8.5	21.5

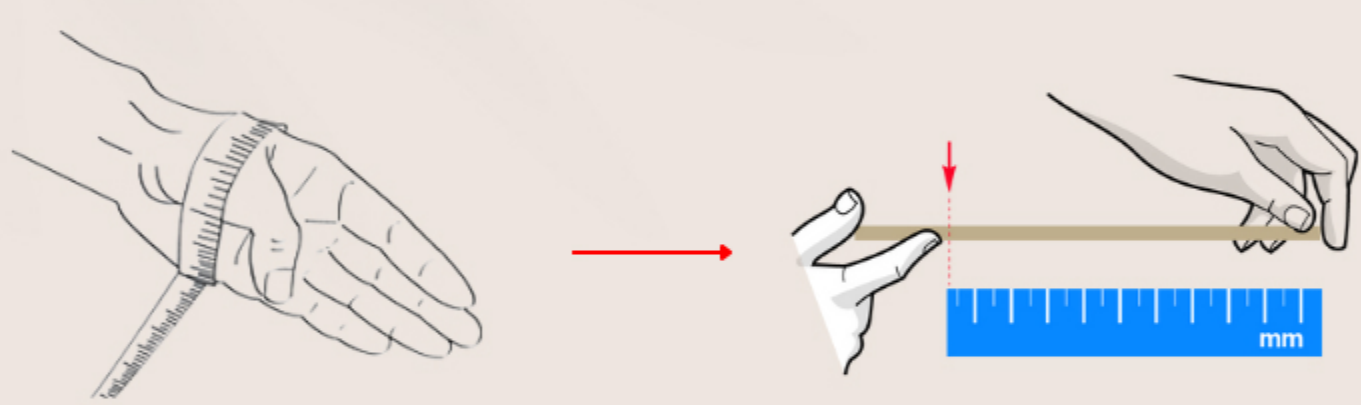
BANGLE SIZING GUIDE

OPTION 1:- MEASURING YOUR WRIST WITH MEASURING TAPE

- 1. **Measure your wrist** with a flexible tape measuring tape or a ribbon just below the wrist bone, where you would normally wear the bangle.
- 2. If you use a plain ribbon, **mark the meeting point** where it overlaps to form a full circle with a pen or pencil then use it to measure the length. that would be your wrist size.
- 3. To find your bangle size, **just add your wrist size with the appropriate FITTING STYLE measurements below.**



MEASURING YOUR HAND WITH TAPE/THREAD



MARK THE MEETING SPOT WHERE THE THREAD OR TAPE ENDS. COMPARE IT WITH THE MEASUREMENT CHART GIVEN ABOVE TO IDENTIFY YOUR BANGLE’S RIGHT SIZE.

OPTION 2:- MEASURING YOUR WRIST WITH WRIST SIZER TAPE

To check the size of your wrist, print the bangle size guide and follow instructions to find our what size is best for you.

✦ ✦ ✦

SIZE	DIAMETER (INCHES)	DIAMETER (CENTI)
2.2	2.125	5.4
2.4	2.25	5.7
2.6	2.375	6.0
2.8	2.5	6.5
2.10	2.625	6.7